


Teacher's Guide



Grady the Goose

Author: Denise Brennan-Nelson

Illustrator: Michael Glenn Monroe

Guide written by Patricia Pierce

**Portions may be reproduced for use in the classroom
with this express written consent of Sleeping Bear Press**

Published by Sleeping Bear Press

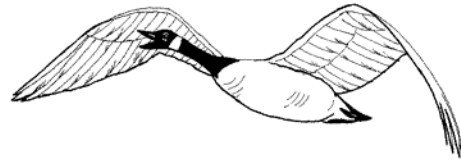
310 N. Main St., Suite 300

Chelsea, MI 48118

800-487-2323

www.sleepingbearpress.com

Grady the Goose



Vocabulary

gosling gaggle clutch flock preen

Read the words in the box. Use them to complete the sentences.

1. Mother goose laid a large _____ of eggs.
2. The _____ of geese flew in V formation.
3. All birds _____ their feathers.
4. The _____ pecked an opening in the egg.
5. A _____ of geese rested in the farmer's field.

gosling gaggle clutch flock preen

Write the words in alphabetical order.

Grady the Goose



Sequencing Story Events

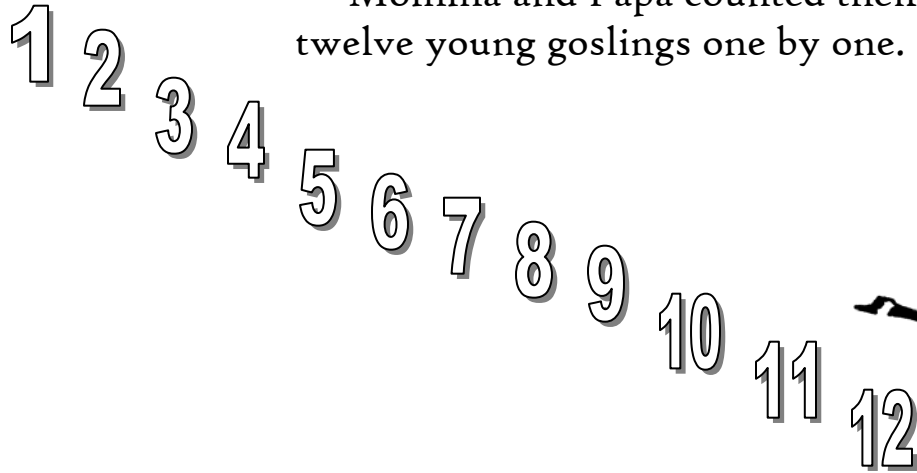
Number the following sentences in the correct order of story events.

- _____ Momma and Papa taught their young geese how to fly.
- _____ All of the eggs hatched at about the same time, except one egg that hatched later.
- _____ Grady was alone in a field at night.
- _____ Grady was lured by crickets to the edge of the lake.
- _____ Mother goose laid a clutch of 12 eggs.
- _____ All the geese, except Grady, flew south in a large “V” formation.
- _____ Grady played in the cattails when it was time for their first swim.
- _____ Grady heard familiar sounds and found her family.
- _____ A farmer helped Grady and set her free by a gaggle of geese in a field.
- _____ Grady caught her leg in a wire fence by a river.



Counting to Twelve

Momma and Papa counted their twelve young goslings one by one.



Counting by Twos

Show Momma and Papa how to count by twos.

Counting by twos is sometimes called “skip counting” because you skip every other number.

Circle the number two in the number line above, and then circle every other number.

Fill in the Missing Numbers

2, ____, 6, 8, ____, 12

Write by twos to twenty





Twelve Geese

Facts that Add to 12

Cut out the geese cards below. Arrange the geese in different sets to create facts of 12. Example: ($1 + 11 = 12$, $5 + 7 = 12$, $3 + 9 = 12$)

Write each math fact of 12 in the pond below.





Stick Together

Watching and listening to geese flying in “V” formation reminds us of the importance of working together and sharing responsibilities. Circle the examples below that demonstrate these qualities.

1. Sam picked up scraps of paper in the hallway. It was not his mess, but by picking up trash he helps to keep the school clean.

2. Betsy knocked a book off the library shelf by accident. She didn't pick it up because she thought the librarian would take care of it later.

3. Emma wanted to watch a movie, but she decided to finish her homework instead.

4. Susan's after-school club was hosting a car wash as a fund-raiser. She didn't feel like working, so she told her club leader that she was sick and couldn't help.

5. A few kids were teasing Larry because he failed a spelling test. Andrew didn't tease Larry, but studied with him before the next test.

6. Olivia found a game piece that had fallen under the table. Without being told, she picked it up and put it away in the game box on the shelf.


7. Before Jared went to bed, he packed his book bag for school and his gym bag for basketball practice. The next morning, Jared was ready to leave for school on time.

8. Elizabeth volunteered at the local nursing home to read to residents on Saturday mornings.

9. Jerry was in a hurry, so he left the water running in the sink at the public restroom. The water began to spill over the edge of the sink.

Grady the Goose

Craft Project



Family and friends stick together. Create a friendship paper chain by using the strips below. Words describing qualities that help us stick together are written on each strip.

Color and cut out each strip. Form a ring with one strip by gluing the ends together. Take the next strip and stick it through the center of first ring, and glue the ends together. Repeat with each strip.

Stick Together

Kindness

Sharing

Caring

Love

Patience


Tolerance

Good manners

Honesty

Write your own friendship quality on this strip.

Grady the Goose



Explore Reflection

Gather and look at objects with smooth and shiny polished surfaces. Discuss how light bouncing off objects creates a reflection.

Suggestions: mirrors, Mylar balloons, sunglasses, Christmas ornaments, CD and CD cases, pictures in frames with a glass covering

Look into the eyes of a friend! Can you see your reflected image in their eyes?

Allow students to look at their reflected image. Encourage students to observe other objects around school or their homes that use light to reflect images. Discuss and share examples.

Activity

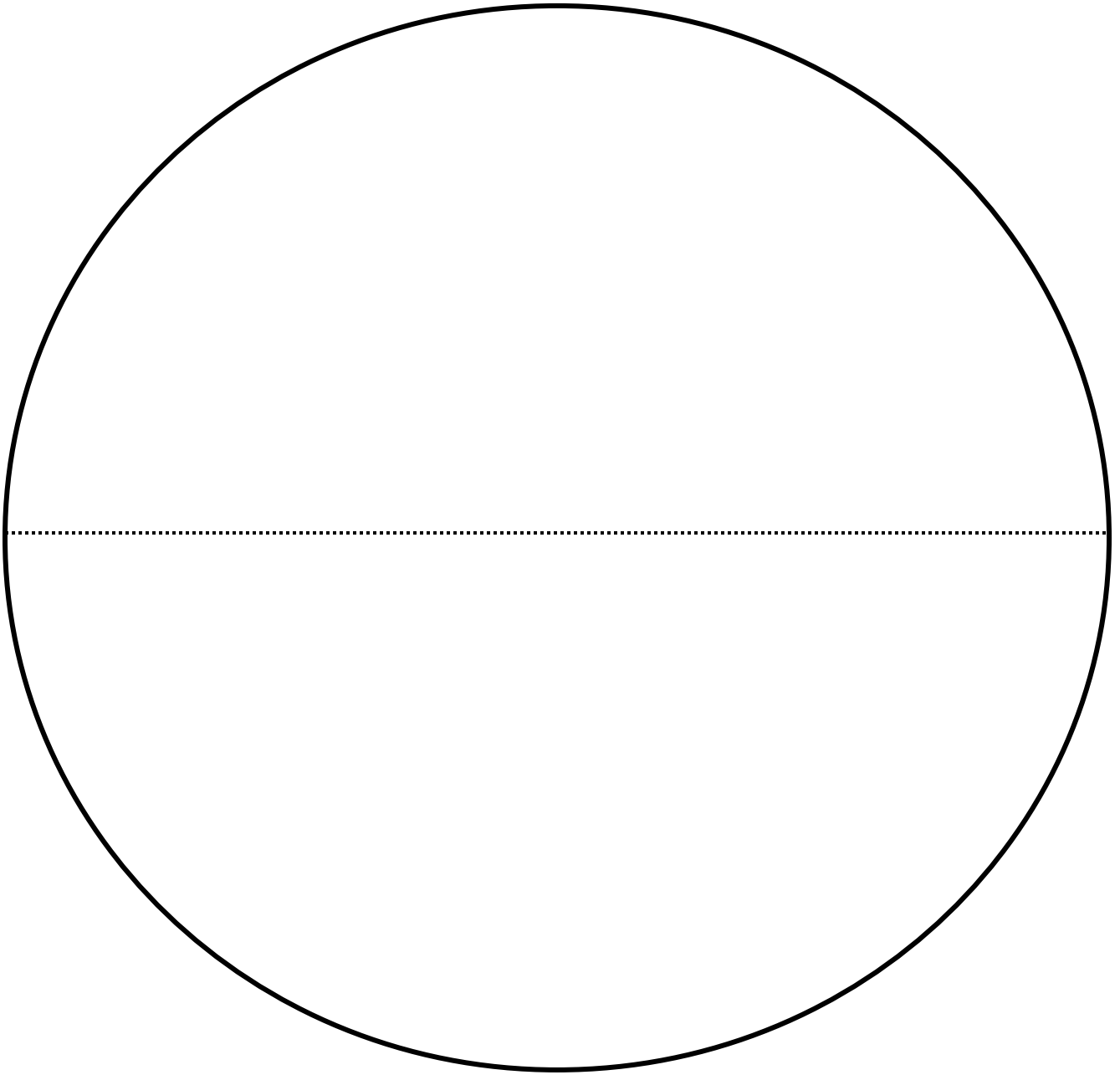
Read *Grady the Goose*, and then take a closer look at the illustrations. Point out the illustrations that show reflection in the water.

Instruct students to draw a picture with a reflection. Use the circular shape on the following page. Draw cattails and geese along the edge of a lake on the top half of the circle.



Turn the paper and draw the reflection of the cattails and geese in the lake on the bottom half of the circle.

Cut out the circle and fold along the dotted line. Place the folded circle with the bottom half (the lake reflection) resting on your desk and the top half positioned vertically.

Reflection Drawing



Grady the Goose



Irregular Plural Nouns

Directions: Circle the correct plural form of each noun.

	<u>Singular</u>		<u>Plural</u>	
1.	goose	gooses	geese	geeses
2.	man	mans	manes	men
3.	foot	feet	foots	footes
4.	mouse	mouses	mice	mices
5.	tooth	teeth	tooths	teethes
6.	woman	womans	womens	women
7.	child	children	childes	childies
8.	ox	oxes	oxen	oxs

Directions

Complete the missing blanks with either the word **goose** or **geese**.

Grady was a _____. She was looking for the other _____.
The farmer was surprised to see a _____ caught in his fence. He
took Grady to a field where the _____ had landed. The _____
were honking at each other. Grady was now a happy _____.

Honk for Habitat Conservation



How Can I Take Action?

Saving wildlife habitats is for the birds ... and for us! Read the following tips and projects and decide how you can do your part to improve wildlife habitat where you live.

- **Take note** – Increase your awareness of the wildlife in your area by noting in a journal your observations of wildlife in and around where you live. Record the date, the type, and the number of each species you observe. As you make changes to create a more animal-friendly and safe habitat, compare your records to see if the number of species visiting your area is increasing.
- **Read** – Increase your knowledge of what particular bird and animal species live in your area and the time of the year you're most likely to see them. Visit your local library for resources and check out a bird field identification book.
- **Install a bird feeder and a water source** – A healthy habitat needs a food and water source. For detailed information on bird feeders and water sources, write to the following address for your free copy of a "For the Birds" pamphlet.
Office of Migratory Bird Management, U.S. Fish and Wildlife Service, Attn: Mail Stop MBSP – 4107, 4401 N. Fairfax Drive, Arlington, VA 22203
- **Practice conservation** – Don't waste water by letting the water run while you brush your teeth. Remember to turn off lights that are not in use. Reuse and recycle items. Try to buy food items in bulk and avoid single-serving and disposable packaging.
- **Request or give Duck Stamps as gifts** – The Duck Stamp Program was established in 1934 by President Franklin D. Roosevelt and since its beginning, Duck Stamp sales have raised more than half a billion dollars to conserve over five million acres of habitat. For each stamp purchased, 98 cents of every dollar goes directly to purchase vital habitat for protection in the National Wildlife Refuge System. Duck Stamps can be purchased at the United States Postal Service.




You Silly Goose

Bulletin Board Idea

Bulletin board title: You Silly Goose

Provide students with a picture of a Canada goose (see following page) and create a silly goose by adding drawings or pictures of articles of clothing or accessories from a magazine. Display jokes or riddles written by the students next to each silly goose on the bulletin board. Photos of students wearing goofy sunglasses or acting silly could be added to the display!

Write your favorite joke or riddle in the box below.



Grady the Goose



Crossword


1. A young goose
2. The complete set of eggs produced at one time
3. A flock of geese, or similar birds, in flight
4. A group of animals that live, travel, or feed together
5. "goose talk" – the sound geese make to communicate
6. To change location by moving seasonally from one region to another
7. Singular form of geese
8. A group of geese on the ground
9. Plural form of goose
10. To shed feathers
11. Direction Canada geese fly during fall migration
12. Built by birds in which to lay eggs
13. To smooth or clean feathers with the beak or bill

1				S					
2				T					
3				I					
4				C					
5				K					

6					T				
					O				
					G				
					E				
10					T				
11					H				
					E				
					R				

Word Bank

molt	gaggle	honk
skein	gosling	flock
preen	goose	geese
migrate	nest	clutch
south		



Bird's-eye View

Imagine you are flying above your community. Is there a river or landmark near your home? How many homes are in your neighborhood? Is there an area filled with trees or a wide-open space? Think about how your neighborhood would look from a bird's-eye view. Draw an aerial map of your neighborhood. Refer to the aerial illustration in *Grady the Goose*.



Grady the Goose

Words of Advice from Grady

Grady learned the importance of sticking together. How would Grady reply to the following questions? Write the answers in the space provided.



Dear Grady,

My class is going on a field trip to the museum. I go there often with my grandmother and I know my way around. Do you think I should tour the museum with my class or look around by myself?

Sincerely,
John

Dear Grady,

I am going shopping at the mall with my aunt this weekend. It seems to take her a long time to try on dresses. I thought I would surprise her by sneaking away to buy her a necklace while she picks out a dress. Does this sound like a good idea?

Take care,
Katrina

Grady the Goose



Rhyming Words

Directions

Circle the words that rhyme with geese.

juice grass honk frog nest **geese** egg goose lake pond clutch

yellow crack shell cattail peace Grady piece silly worry swim stick

crickets flap fly fleece field south air lease flock rest wind

clouds gray niece night flew river find grip grease water herd

feather police sky stuck move truck corn sight head release here

Greece where else soft down miles lift babies splash farmer Denise

Take a close look at your answers.

Do you notice a pattern in “V” formation?

Read Facts about Canada Geese from the Author
to learn the important reasons why geese fly in “V” formation.

Grady the Goose



Word Search

clutch	honk	feathers
preen	gaggle	lake
Grady	goose	eggs
south	nest	geese
gosling		

G	O	O	E	G	F			N	F	G	A	D	Y				
G	O	R	A	D	Y			G	G	E	E	T	O				
C	L	S	U	T	C			E	F	H	O	N	K				
F	L	E	L	A	T	H			L	C	U	E	E	H			
G	O	U	S	I	L	A			P	L	L	S	S	N			
	H	O	T	K	N	E	F			G	R	G	L	T	T	H	
	S	O	U	C	T	G	N			L	G	O	O	S	E	F	
		N	E	S	H	E	T	F			P	A	F	E	A	E	F
		G	P	R	E	E	N	O			G	K	C	L	E	N	
			G	A	G	S	L	E	N		O	E	E	E	T	G	
				P	F	E	A	T	H	E	R	S	E	G	P		
					H	S	F	G	R	A	D	Y	N	S			
						O	O	S	L	A	K	P	G				
							N	U	C	L	U	G					
								T	T	P	E						
									G	H	F						

ANSWER KEY

Vocabulary

1. clutch 2. flock 3. preen 4. gosling 5. gaggle

Alphabetical order: clutch, flock, gaggle, gosling, preen

Sequencing Story Events

- _5_ Momma and Papa taught their young geese how to fly.
- _2_ All of the eggs hatched at about the same time, except one egg that hatched later.
- _7_ Grady was alone in a field at night.
- _4_ Grady was lured by crickets to the edge of the lake.
- _1_ Mother goose laid a clutch of 12 eggs.
- _6_ All the geese, except Grady, flew south in a large “V” formation.
- _3_ Grady played in the cattails when it was time for their first swim.
- _10_ Grady heard familiar sounds and found her family.
- _9_ A farmer helped Grady and set her free by a gaggle of geese in a field.
- _8_ Grady caught her leg in a fence by a river.

Stick Together

Numbers 1, 3, 5, 6, 7, and 8 are examples of working together and sharing responsibilities.

Irregular Plural Nouns

Singular	Plural
1. goose	geese
2. man	men
3. foot	feet
4. mouse	mice
5. tooth	teeth
6. woman	women
7. child	children
8. ox	oxen

Grady was a goose. She was looking for the other geese. The farmer was surprised to see a goose caught in his fence. He took Grady to a field where the geese had landed. The geese were honking at each other. Grady was a now a happy goose.

Crossword

1. gosling 2. clutch 3. skein 4. flock 5. honk 6. migrate 7. goose 8. gaggle
9. geese 10. molt 11. south 12. nest 13. preen

Rhyming Words

geese, peace, piece, fleece, lease, niece, grease, police, release, Greece, Denise

Word Search

G	O	O	E	G	F							N	F	G	A	D	Y
G	O	R	A	D	Y							G	G	E	E	T	O
C	L	S	U	T	C							E	F	H	O	N	K
F	L	E	L	A	T	H						L	C	U	E	E	H
G	O	U	S	I	L	A						P	L	L	S	S	N
	H	O	T	K	N	E	F					G	R	G	L	T	H
	S	O	U	C	T	G	N					L	G	O	O	S	F
		N	E	S	H	E	T	F				P	A	F	E	A	
		G	P	R	E	E	N	O				G	K	C	L	E	N
			G	A	G	S	L	E	N			E	E	E	T	G	
				P	F	S	A	T	H	E	O	E	E	G	P		
					H	S	F	G	R	A	R	S	E	S			
					O	O	N	U	C	L	K	P	N	G			
								T	T	P	U	G					
									G	H	E						